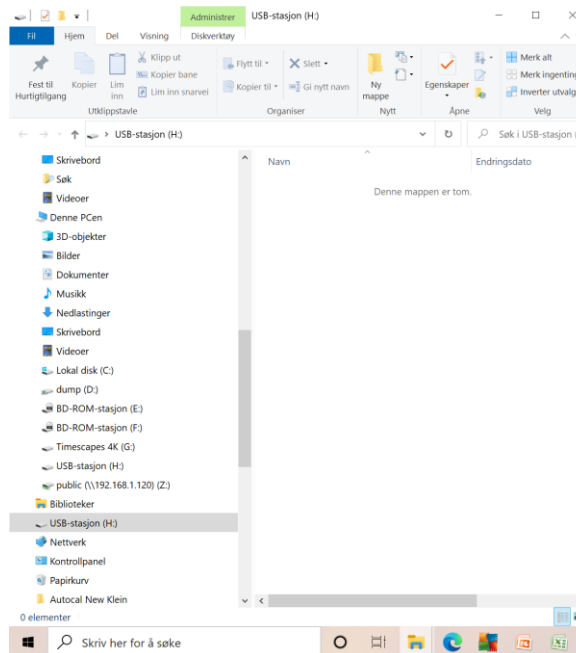
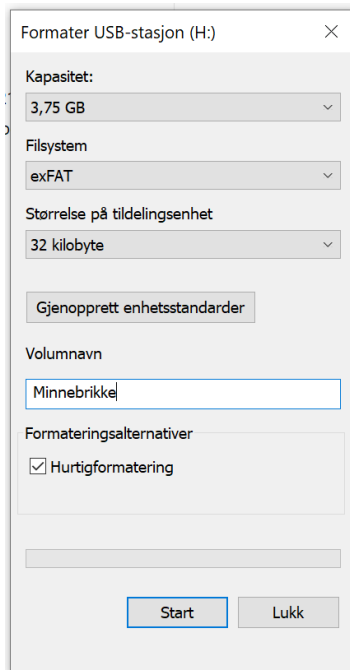


1. Finn en minnepinne



2

- Formater eller vær sikker på at minnepinnen er formatert til exFAT



3

Last ned oppgraderingsfilen til din pc

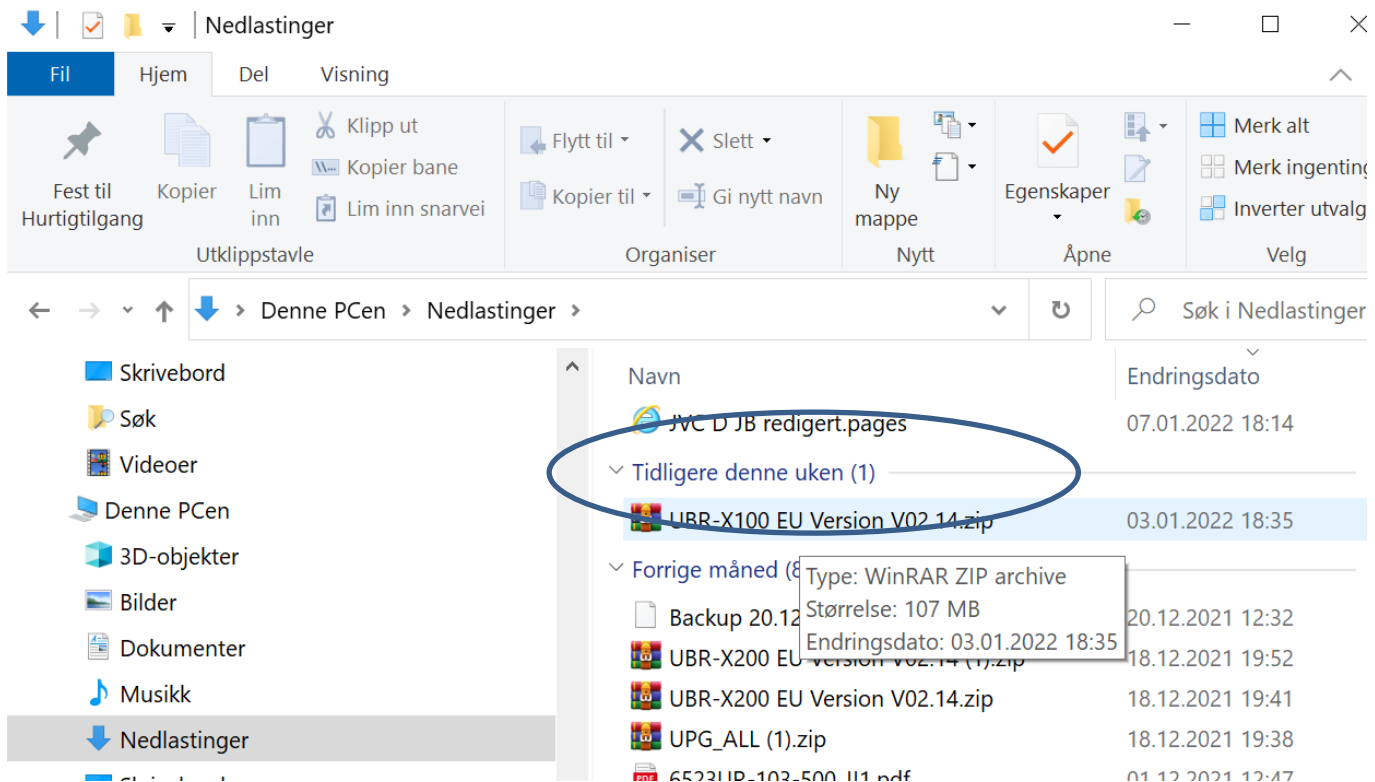
The screenshot displays a web browser window with the following details:

- Browser Tabs:** "Firmware & User manuel Reavon" and "UBR-X100 EU Version V02.14 - D".
- Address Bar:** `dropbox.com/sh/ktic64x4vrfowy/AAAlf0_dZnwSseEYM-bKw3a?dl=0`
- Page Title:** UBR-X100 EU Version V02.14
- Actions:** "Save to Dropbox" (blue button) and "Download" (grey button).
- File List:**

Name	Modified
UPG_ALL	--
Upgrade method _ procédure de mise à jour.rtf	2021-11-20 5:58 pm
- Taskbar:** Windows search bar with "Skriv her for å søke", taskbar icons for various applications, and system tray showing "09:39 08.01.2022".

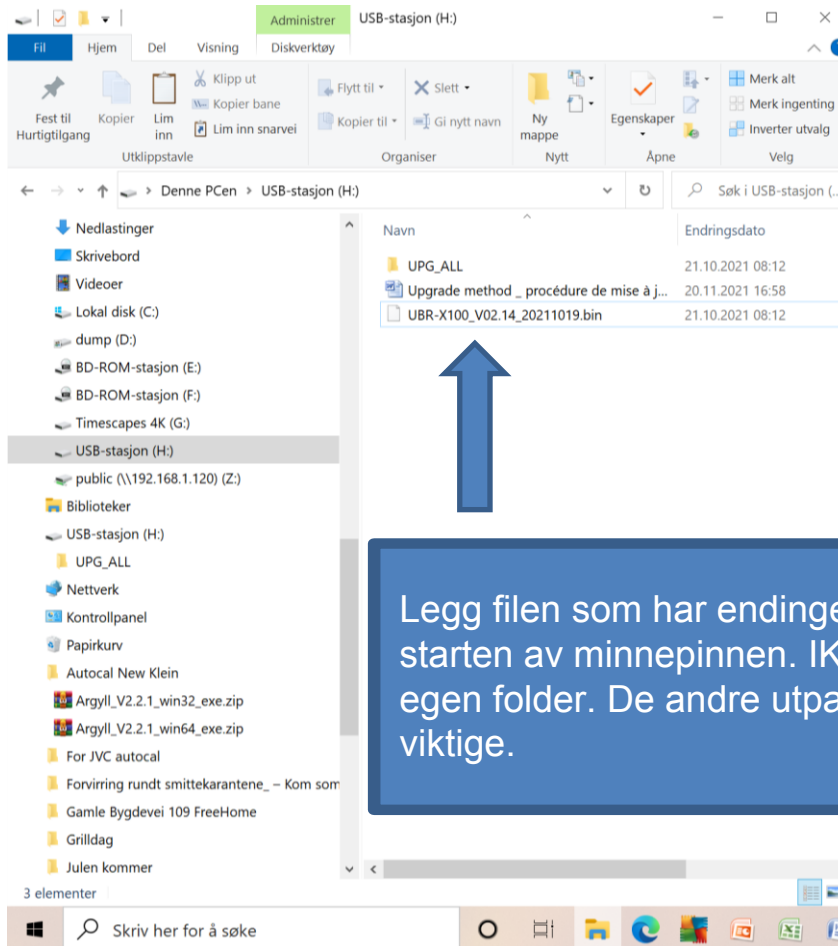
4.

Pakk ut zip-filen



5.

Overfør til minnepinne



Legg filen som har endingen ".bin" direkte i starten av minnepinnen. IKKE legg den i en egen folder. De andre utpakkede filene er ikke viktige.

6.

Putt minnepinnen i avslått Reavon

- Slå på spilleren
- Gå inn og trykk "update"
- Ikke slå av spilleren 😊